



VIGNAN'S

Foundation for Science, Technology & Research

(Deemed to be UNIVERSITY)

-Estd. u/s 3 of UGC Act 1956

Index Page

S. No	Metric Number	Particulars	Page No.
1	4.1.4	Expenditure on infrastructure augmentation	10
2	4.2.3	Expenditure on purchase of books/ e-books	11 & 19

FORM NO. 10B
[See rule 17B]

Audit report under section 12A(b) of the Income-tax Act, 1961, in the case of charitable or religious trusts or institutions

We have examined the balance sheet of Vignans Foundation For Science Technology And Research . AABTY1315Q (name and PAN of the trust or institution) as at 31/03/2019 and the Profit and loss account for the year ended on that date which are in agreement with the books of account maintained by the said trust or institution.

We have obtained all the information and explanations which to the best of our knowledge and belief were necessary for the purposes of the audit. In our opinion, proper books of account have been kept by the head office and the branches of the abovenamed trust visited by us so far as appears from our examination of the books, and proper Returns adequate for the purposes of audit have been received from branches not visited by us, subject to the comments given below:

In our opinion and to the best of our information, and according to information given to us, the said accounts give a true and fair view-

(i) in the case of the balance sheet, of the state of affairs of the above named trust as at 31/03/2019 and

(ii) in the case of the profit and loss account, of the profit or loss of its accounting year ending on 31/03/2019

The prescribed particulars are annexed hereto.

Place Guntur
Date 19/10/2019

Name B. Srinivasa Rao
Membership Number 208788
FRN (Firm Registration Number) 0002798S
Address D. No. 5-87-129, Main Road, Lakshmipuram, Guntur
UDIN: 19208788A A A A F X 6689

M. S. S. - 1

ANNEXURE

Statement of particulars

I. APPLICATION OF INCOME FOR CHARITABLE OR RELIGIOUS PURPOSES



1.	Amount of income of the previous year applied to charitable or religious purposes in India during that year. (₹)	1050237256
2.	Whether the trust has exercised the option under clause (2) of the Explanation to section 11(1)? If so, the details of the amount of income deemed to have been applied to charitable or religious purposes in India during the previous year (₹)	No
3.	Amount of income accumulated or set apart for application to charitable or religious purposes, to the extent it does not exceed 15 per cent of the income derived from property held under trust wholly for such purposes. (₹)	No
4.	Amount of income eligible for exemption under section 11(1)(c) (Give details)	No
5.	Amount of income, in addition to the amount referred to in item 3 above, accumulated or set apart for specified purposes under section 11(2) (₹)	0
6.	Whether the amount of income mentioned in item 5 above has been invested or deposited in the manner laid down in section 11(2)(b)? If so, the details thereof.	No
7.	Whether any part of the income in respect of which an option was exercised under clause (2) of the Explanation to section 11(1) in any earlier year is deemed to be income of the previous year under section 11(1B)? If so, the details thereof (₹)	No
8.	Whether, during the previous year, any part of income accumulated or set apart for specified purposes under section 11(2) in any earlier year-	
(a)	has been applied for purposes other than charitable or religious purposes or has ceased to be accumulated or set apart for application thereto, or	No
(b)	has ceased to remain invested in any security referred to in section 11(2)(b)(i) or deposited in any account referred to in section 11(2)(b)(ii) or section 11(2)(b)(iii), or	No
(c)	has not been utilised for purposes for which it was accumulated or set apart during the period for which	No

it was to be accumulated or set apart, or in the year immediately following the expiry thereof? If so, the details thereof

II. APPLICATION OR USE OF INCOME OR PROPERTY FOR THE BENEFIT OF PERSONS REFERRED TO IN SECTION 13(3)

1.	Whether any part of the income or property of the trust was lent, or continues to be lent, in the previous year to any person referred to in section 13(3) (hereinafter referred to in this Annexure as such person)? If so, give details of the amount, rate of interest charged and the nature of security, if any.	No
2.	Whether any part of the income or property of the trust was made, or continued to be made, available for the use of any such person during the previous year? If so, give details of the property and the amount of rent or compensation charged, if any.	No
3.	Whether any payment was made to any such person during the previous year by way of salary, allowance or otherwise? If so, give details	No
4.	Whether the services of the trust were made available to any such person during the previous year? If so, give details thereof together with remuneration or compensation received, if any	No
5.	Whether any share, security or other property was purchased by or on behalf of the trust during the previous year from any such person? If so, give details thereof together with the consideration paid	No
6.	Whether any share, security or other property was sold by or on behalf of the trust during the previous year to any such person? If so, give details thereof together with the consideration received	No
7.	Whether any income or property of the trust was diverted during the previous year in favour of any such person? If so, give details thereof together with the amount of income or value of property so diverted	No
8.	Whether the income or property of the trust was used or applied during the previous year for the benefit of any such person in any other manner? If so, give details	No

III. INVESTMENTS HELD AT ANY TIME DURING THE PREVIOUS YEAR(S) IN CONCERNS IN WHICH PERSONS REFERRED TO IN SECTION 13(3) HAVE A SUBSTANTIAL INTEREST

S. No.	Name and address of the concern	Where the concern is a company, number and class of shares held	Nominal value of the investment(₹)	Income from the investment(₹)	Whether the amount in col. 4 exceeded 5 per cent of the capital of the concern during the previous year-say. Yes/No
Total					

Place Guntur
Date 19/10/2019


Name
Membership Number
FRN (Firm Registration Number)
Address

M. S. S. S.
B. Srinivasa Rao
208788
0002798S
D. No. 5-87-129, Main Road, Lakshimpuram, Guntur

UDIN: 19208788AAAAFX6689

Form Filing Details


Revision/Original Original



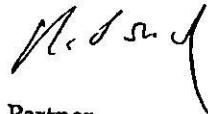
VIGNAN'S FOUNDATION FOR SCIENCE, TECHNOLOGY AND RESEARCH
VADLAMUDI
BALANCE SHEET AS AT 31.03.2019

PARTICULARS	Schedule	₹ As at 31.03.2019	₹ As at 31.03.2018
SOURCES OF FUNDS:			
UNRESTRICTED FUNDS			
Corpus Fund	1	5,01,01,116	5,01,01,116
General Fund	2	80,54,44,854	65,05,72,819
Designated/Earmarked Funds		-	-
RESTRICTED FUNDS			
	3	74,68,375	29,79,868
LOANS/BORROWINGS			
Secured Loans	4	25,96,80,492	31,75,62,203
Un-Secured Loans		-	-
CURRENT LIABILITIES AND PROVISIONS			
	5	6,69,69,681	4,92,97,100
TOTAL		1,18,96,64,517	1,07,05,13,105
APPLICATION OF FUNDS:			
FIXED ASSETS			
Tangible Assets	6	77,42,65,896	60,69,27,414
Intangible Assets		39,18,516	28,11,136
Capital Work-in-Progress		11,72,840	8,57,830
INVESTMENTS			
Long Term	7	-	-
Short Term		7,24,18,918	9,61,83,619
CURRENT ASSETS			
	8	26,31,81,166	29,95,68,704
LOANS, ADVANCES AND DEPOSITS			
	9	7,47,07,182	6,41,64,402
TOTAL		1,18,96,64,517	1,07,05,13,105

for Vignan's Foundation For Science,
Technology and Research


Managing Trustee

As per our report even date annexed
for M/s Punnaiah & Co
Chartered Accountants


Partner

(B. SRINIVASA RAO)
M. No. 208788, PARTNER
Firm Regn. No. 002798S

Place: Vadlamudi

Date: 19.10.2019




UDIN: 19208788AAAAFX6689

VIGNAN'S FOUNDATION FOR SCIENCE, TECHNOLOGY AND RESEARCH
VADLAMUDI
INCOME AND EXPENDITURE ACCOUNT FOR THE YEAR ENDED 31.03.2019

Particulars	Schedule	Current Year					₹	₹
		Unrestricted Funds			Restricted Funds	Total	Total	Total
		Corpus Fund	Designated Fund	General Fund				
INCOME								
Academic Receipts	10	-	-	1,03,32,80,143	-	1,03,32,80,143	76,32,35,277	
Grants & Donations	11	-	-	-	-	-	-	
Income from Investments	12	-	-	12,35,299	-	12,35,299	11,83,619	
Other Incomes	13	-	-	1,57,21,815	-	1,57,21,815	1,74,13,478	
TOTAL (A)		-	-	1,05,02,37,256	-	1,05,02,37,256	78,18,32,375	
EXPENDITURE								
Staff Payments & Benefits	14	-	-	33,21,18,212	-	33,21,18,212	25,85,52,503	
Academic Expenses	15	-	-	24,31,87,017	-	24,31,87,017	7,99,65,593	
Administrative & General Expenses	16	-	-	18,11,11,142	-	18,11,11,142	16,24,36,696	
Transportation Expenses	17	-	-	1,87,97,730	-	1,87,97,730	22,93,821	
Repairs & Maintenance	18	-	-	1,30,53,307	-	1,30,53,307	1,41,11,654	
Finance Costs	19	-	-	2,12,46,438	-	2,12,46,438	2,68,25,642	
Depreciation	20	-	-	8,58,51,376	-	8,58,51,376	7,26,42,921	
TOTAL (B)		-	-	89,53,65,221	-	89,53,65,221	61,68,28,831	
Balance being Excess of Income over Expenditure (A-B)		-	-	15,48,72,035	-	15,48,72,035	16,50,03,544	
Transfer to/from Designated Fund		-	-	-	-	-	-	
Building Fund		-	-	-	-	-	-	
Corpus Fund		-	-	-	-	-	-	
Balance Being Surplus/(Deficit) Carried to General Fund		-	-	15,48,72,035	-	15,48,72,035	16,50,03,544	
Notes on Accounts	-							

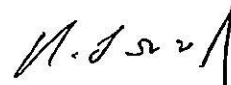
for Vignan's Foundation For Science,
Technology and Research


Managing Trustee

Place: Vadlamudi
Date: 19.10.2019



As per our report even date annexed
for M/s Punnaiah & Co
Chartered Accountants


Partner
(B. SRINIVASA RAO)
M. No. 208788, PARTNER
Firm Regn. No. 002798S

UDEN: 19208788AAAAFX6689


VIGNAN'S FOUNDATION FOR SCIENCE, TECHNOLOGY AND RESEARCH: VADLAMUDI.
SCHEDULES FORMING PART OF BALANCE SHEET AS AT 31.03.2019

SCHEDULE -1 CORPUS FUND

Particulars	As at 31.03.2019	As at 31.03.2018
Balance as at the beginning of the year	501,01,116	501,01,116
Add: Contributions/yearmarked towards Corpus	-	-
Deduct: Asset written off during the year created out of Corpus	-	-
BALANCE AT THE YEAR-END	501,01,116	501,01,116

SCHEDULE -2 GENERAL FUND

Particulars	As at 31.03.2019	As at 31.03.2018
Balance as at the beginning of the year	6505,72,819	4855,69,275
Add: Contributions towards General Fund	-	-
Add: Balance of Net Surplus/(Deficit) transferred from the Income and Expenditure Account	1548,72,035	1650,03,544
BALANCE AT THE YEAR-END	8054,44,854	6505,72,819



VIGNAN'S FOUNDATION FOR SCIENCE, TECHNOLOGY AND RESEARCH: VADLAMUDI.
SCHEDULES FORMING PART OF BALANCE SHEET AS AT 31.03.2019

SCHEDULE 3 - RESTRICTED FUNDS

Particulars	FUND WISE BREAK UP				TOTAL	
	FUND AA	FUND BB	FUND CC	FUND DD	As at 31.03.2019	As at 31.03.2018
a) Opening balance of the funds	29,79,868	-	-	-	29,79,868	56,10,234
b) Additions to the Funds:						
i. Grants from Government Agencies (Net)	126,26,417	-	-	-	126,26,417	81,74,127
ii. Income from Investments made on account of Funds	-	-	-	-	-	-
iii. Accrued interest on Investments on account of Funds	1,77,939	-	-	-	1,77,939	1,43,562
iv. Other additions (Transfer of unrealised DST project funds)	19,000	-	-	-	19,000	-
TOTAL (a+b)	158,03,224	-	-	-	158,03,224	139,27,923
c) Utilisation/Expenditure towards objectives of funds						
i. Capital Expenditure						
Equipment	12,16,807	-	-	-	12,16,807	28,57,347
Others	-	-	-	-	-	-
Total	12,16,807	-	-	-	12,16,807	28,57,347
ii. Revenue Expenditure						
Salaries, Wages and Allowances, etc.,	26,10,027	-	-	-	26,10,027	21,97,937
Rent	-	-	-	-	-	-
Other Administrative Expenses	45,08,015	-	-	-	45,08,015	58,92,771
Total	71,18,042	-	-	-	71,18,042	80,90,708
TOTAL (c)	83,34,849	-	-	-	83,34,849	109,48,055
NET BALANCE AS AT THE YEAR-END (a+b-c)	74,68,375	-	-	-	74,68,375	29,79,868



VIGNAN'S FOUNDATION FOR SCIENCE, TECHNOLOGY AND RESEARCH: VADLAMUDI.
SCHEDULES FORMING PART OF BALANCE SHEET AS AT 31.03.2019

SCHEDULE 4 - LOANS/BORROWINGS

SECURED LOANS

Particulars	As at 31.03.2019	As at 31.03.2018
1. Central Government		
2. State Government (Specify)	-	-
3. Financial Institutions	-	-
a) Term Loans		
b) Interest accrued and due	-	-
4. Banks:	-	-
a) Term Loans		
UCO Bank Car Loan - 21890610018019	-	-
UCO Bank Car Loan - 21890610019986	1,64,689	2,45,125
HDFC Bank Car Loan - 27091598	89,650	2,21,495
PNB Term Loan, Gnt TL A/c No.0195001F00000028	-	6,77,911
-Interest accrued and due	1773,59,501	2292,99,250
b) Other Loans	17,12,278	20,31,631
PNB Gnt OD A/c No.0195009300026829		
Dhanlaxmi Bank OD A/c No.309	799,99,850	850,33,409
-Interest accrued and due	-	-
5. Other Institutions and Agencies	3,54,524	53,382
6. Debentures and Bonds	-	-
7. Others (Specify)	-	-
Total	2596,80,492	3175,62,203
Note: Amounts due within one year	1301,79,818	809,61,870

UNSECURED LOANS


Particulars	As at 31.03.2019	As at 31.03.2018
1. Central Government		
2. State Government (Specify)	-	-
3. Financial Institutions	-	-
4. Banks:	-	-
a) Term Loans		
b) Other Loans (specify)	-	-
5. Other Institutions and Agencies	-	-
6. Debentures and Bonds	-	-
7. Fixed Deposits	-	-
Total	-	-
Note: Amounts due within one year	-	-



VIGNAN'S FOUNDATION FOR SCIENCE, TECHNOLOGY AND RESEARCH: VADLAMUDI.
SCHEDULES FORMING PART OF BALANCE SHEET AS AT 31.03.2019

SCHEDULE 5 - CURRENT LIABILITIES & PROVISIONS

Particulars	As at 31.03.2019	As at 31.03.2018
A. CURRENT LIABILITIES		
1. Deposits from Staff		
2. Deposits from Students	11,82,678	6,77,853
3. Sundry Creditors	-	-
a) For Goods & Services		
b) others	347,20,168	260,82,310
c) Receipts from other units	-	-
3. Advance Fee Collections		
4. Interest accrued but not due on:		
a) Secured Loans/Borrowings		
b) Un-Secured Loans/Borrowings	-	-
5. Statutory Liabilities (GPF,TDS,WC TAX,CPF,GIS,NPS):		
a) Overdue		
b) TDS Payable		
c) Professional Tax Due	61,38,008	34,84,673
d) Provident Fund Payable	97,850	89,000
e) ESI Contribution Payable	5,94,471	5,12,899
6. Other Current Liabilities	29,753	24,154
a) Salaries		
b) Receipts against Sponsored Projects	-	-
c) Receipts against Sponsored Fellowships & Scholarships	-	-
d) Unutilised Grants	-	-
e) Grants in Advance	-	-
f) Miscellaneous Funds	-	-
g) Other Liabilities	35,16,625	41,76,046
h) Scholarships	159,52,414	123,14,386
	28,76,875	-
TOTAL (A)	667,87,204	491,14,511
B. PROVISIONS		
1. For Taxation		
2. Gratuity	-	-
3. Superannuation/Pension	-	-
4. Accumulated Leave Encashment	-	-
5. LIC Premium Payable		
6. Trade Warranties/Claims	1,82,477	1,82,589
7. Others (Specify)	-	-
	-	-
TOTAL (B)	1,82,477	1,82,589
TOTAL (A+B)	669,69,681	492,97,100



VIGNAN'S FOUNDATION FOR SCIENCE, TECHNOLOGY AND RESEARCH: VADLAMUDI.
SCHEDULES FORMING PART OF BALANCE SHEET AS AT 31.03.2019

SCHEDULE 6 -FIXED ASSETS

Particulars	Depreciation Rate	GROSS BLOCK				DEPRECIATION					NET BLOCK	
		Cost/ valuation As at beginning of the Year	Additions during the Year	Deductions during the Year	Cost/ valuation at the Year-end	As at the beginning of the Year	On Openings During the Year	On Additions During the Year	On Deductions during the Year	Total up to the Year-end	As at the Current Year-end	As at the Previous Year-end
I. Land:												
a) Freehold	0	56,716,768	2,509,550	0	59,226,318	0	0	0	0	0	59,226,318	56,716,768
b) Leasehold		0	0	0	0	0	0	0	0	0	0	0
II. Buildings:												
a) On Freehold Land		0	0	0	0	0	0	0	0	0	0	0
b) On Leasehold Land	10	558,232,562	169,000,000	0	727,232,562	187,754,938	37,047,762	8,450,000	0	233,252,700	493,979,861	370,477,624
c) Ownership Flats/Premises		0	0	0	0	0	0	0	0	0	0	0
d) Superstructures on Land not belonging to Educational Institutions		0	0	0	0	0	0	0	0	0	0	0
III. Plants, machinery & equipment	15	48,587,595	7,030,284	0	55,617,879	20,408,939	4,226,798	819,868	0	25,455,605	30,162,274	28,178,656
IV. Furniture & fixtures	10	62,619,196	6,620,194	0	69,239,390	20,354,876	4,226,432	595,884	0	25,177,192	44,062,198	42,264,320
V. Office Equipment	15	2,721,340	22,000	0	2,743,340	1,188,584	229,913	3,300	0	1,421,798	1,321,542	1,532,756
VI. Computer/peripherals	40	41,084,065	7,398,695	0	48,482,760	33,883,263	2,880,321	1,617,666	0	38,381,250	10,101,510	7,200,802
VII. Electric Installations	15	19,587,426	3,552,366	0	23,139,792	7,788,509	1,769,838	312,434	0	9,870,781	13,269,011	11,798,917
VIII. Library books	40	16,850,203	3,224,112	0	20,074,315	14,351,995	999,283	888,097	0	16,239,375	3,834,940	2,498,208
IX. Tube wells & water supply		0	0	0	0	0	0	0	0	0	0	0
XI. Lab Equipment	15	61,687,081	14,098,412	0	75,785,493	18,968,583	6,407,775	1,352,898	0	26,729,256	49,056,237	42,718,498
XII. Sports Equipment	15	2,011,715	88,609	0	2,100,324	841,658	175,509	6,646	0	1,023,813	1,076,511	1,170,057
XIV. Vehicles	15	7,626,755	27,377,498	0	35,004,253	3,594,701	604,808	4,096,082	0	8,295,591	26,708,662	4,032,054
XVII. University equipment	15	15,687,738	1,609,820	0	17,297,558	5,130,504	1,583,585	147,705	0	6,861,794	10,435,764	10,557,234
XVIII. Research & Development Equipment												
a) Computer Equipment	40	7,130,084	0	0	7,130,084	6,539,445	236,256	0	0	6,775,700	354,384	590,639
b) Computer Software	40	3,325,568	36,462	0	3,362,030	2,617,239	283,332	14,585	0	2,915,155	446,875	708,329
c) Lab Equipment	15	35,820,835	3,224,323	0	39,045,158	11,438,066	3,657,415	329,968	0	15,425,449	23,619,709	24,382,769
d) Library Books	40	1,196,022	0	0	1,196,022	1,169,777	10,498	0	0	1,180,275	15,747	26,245
e) Solar Vehicle	15	92,702	0	0	92,702	38,139	8,184	0	0	46,323	46,379	54,563
f) Vignan Viranchi Electric vehicle	15	115,130	0	0	115,130	49,729	9,810	0	0	59,539	55,591	65,401
g) Green House Project	10	353,266	0	0	353,266	51,223	30,204	0	0	81,428	271,838	302,043
h) Animal House Project	15	584,277	1,008,953	0	1,593,230	67,005	77,591	77,546	0	222,142	1,371,088	517,272
i) Bio-Gas Project	15	68,685	0	0	68,685	8,863	8,973	0	0	17,836	50,849	59,822
j) Herbal Gardens	15	442,288	88,940	0	531,228	46,873	59,312	10,077	0	116,262	414,966	395,415
k) Lab Equipment	15	555,156	192,374	0	747,530	42,603	76,883	18,745	0	138,231	609,299	512,553
l) Bio Gas Plant	15	0	4,142,948	0	4,142,948	0	0	566,659	0	566,659	3,576,289	0
m) Student Project	15	208,555	64,430	0	272,985	42,088	24,970	7,874	0	74,932	198,053	166,467
XVIV Computer Software	40	6,583,084	3,007,268	0	9,590,352	3,771,948	1,124,454	775,434	0	5,671,836	3,918,516	2,811,136
A. Total of CURRENT YEAR		949,888,096	254,297,238	0	1,204,185,334	340,149,546	65,759,908	20,091,468	0	426,000,922	778,184,412	609,738,550
PREVIOUS YEAR		857,830	857,830	0	857,830	0	0	0	0	0	857,830	1,421,719
XII. Capital Work-in-Progress		0	169,315,010	0	169,315,010	0	0	0	0	0	169,315,010	59,436,111
TRANSFER TO ASSETS		0	169,000,000	0	169,000,000	0	0	0	0	0	169,000,000	60,000,000
B. NET WORK-IN-PROGRESS		857,830	1,172,841	0	1,172,841	0	0	0	0	0	1,172,840	857,830
TOTAL (A+B)		950,745,926	255,470,079	0	1,205,358,174	340,149,546	65,759,908	20,091,468	0	426,000,922	779,357,252	610,596,380

VIGNAN'S FOUNDATION FOR SCIENCE, TECHNOLOGY AND RESEARCH: VADLAMUDI.
SCHEDULES FORMING PART OF BALANCE SHEET AS AT 31.03.2019


SCHEDULE 6 - FIXED ASSETS

Particulars	Depreciation Rate	GROSS BLOCK				DEPRECIATION					NET BLOCK	
		Cost/ valuation As at beginning of the Year	Additions during the Year	Deductions during the Year	Cost/ valuation at the Year-end	As at the beginning of the Year	On Openings During the Year	On Additions During the Year	On Deductions during the Year	Total up to the Year-end	As at the Current Year-end	As at the Previous Year-end
I. Land:												
a) Freehold	0	56,716,768	2,509,550	0	59,226,318	0	0	0	0	0	59,226,318	56,716,768
b) Leasehold		0	0	0	0	0	0	0	0	0	0	0
II. Buildings:												
a) On Freehold Land		0	0	0	0	0	0	0	0	0	0	0
b) On Leasehold Land	10	558,232,562	169,000,000	0	727,232,562	187,754,938	37,047,762	8,450,000	0	233,252,700	493,979,861	370,477,624
c) Ownership Flats/Premises		0	0	0	0	0	0	0	0	0	0	0
d) Superstructures on Land not belonging to Educational Institutions		0	0	0	0	0	0	0	0	0	0	0
III. Plants, machinery & equipment	15	48,587,595	7,030,284	0	55,617,879	20,408,939	4,226,798	819,868	0	25,455,605	30,162,274	28,178,656
IV. Furniture & fixtures	10	62,619,196	6,620,194	0	69,239,390	20,354,876	4,226,432	595,884	0	25,177,192	44,062,198	42,264,320
V. Office Equipment	15	2,721,340	22,000	0	2,743,340	1,188,584	229,913	3,300	0	1,421,798	1,321,542	1,532,756
VI. Computer/peripherals	40	41,084,065	7,398,695	0	48,482,760	33,883,263	2,880,321	1,617,666	0	38,381,250	10,101,510	7,200,802
VII. Electric Installations	15	19,587,426	3,552,366	0	23,139,792	7,788,509	1,769,838	312,434	0	9,870,781	13,269,011	11,798,917
VIII. Library books	40	16,850,203	3,224,112	0	20,074,315	14,351,995	999,283	888,097	0	16,239,375	3,834,940	2,498,208
IX. Tube wells & water supply		0	0	0	0	0	0	0	0	0	0	0
XI. Lab Equipment	15	61,687,081	14,098,412	0	75,785,493	18,968,583	6,407,775	1,352,898	0	26,729,256	49,056,237	42,718,498
XII. Sports Equipment	15	2,011,715	88,609	0	2,100,324	841,658	175,509	6,646	0	1,023,813	1,076,511	1,170,057
XIV. Vehicles	15	7,626,755	27,377,498	0	35,004,253	3,594,701	604,808	4,096,082	0	8,295,591	26,708,662	4,032,054
XVII. University equipment	15	15,687,738	1,609,820	0	17,297,558	5,130,504	1,583,585	147,705	0	6,861,794	10,435,764	10,557,234
XVIII. Research & Development Equipment												
a) Computer Equipment	40	7,130,084	0	0	7,130,084	6,539,445	236,256	0	0	6,775,700	354,384	590,639
b) Computer Software	40	3,325,568	36,462	0	3,362,030	2,617,239	283,332	14,585	0	2,915,155	446,875	708,329
c) Lab Equipment	15	35,820,835	3,224,323	0	39,045,158	11,438,066	3,657,415	329,968	0	15,425,449	23,619,709	24,382,769
d) Library Books	40	1,196,022	0	0	1,196,022	1,169,777	10,498	0	0	1,180,275	15,747	26,245
e) Solar Vehicle	15	92,702	0	0	92,702	38,139	8,184	0	0	46,323	46,379	54,563
f) Vignan Viranchi Electric vehicle	15	115,130	0	0	115,130	49,729	9,810	0	0	59,539	55,591	65,401
g) Green House Project	10	353,266	0	0	353,266	51,223	30,204	0	0	81,428	271,838	302,043
h) Animal House Project	15	584,277	1,008,953	0	1,593,230	67,005	77,591	77,546	0	222,142	1,371,088	517,272
i) Bio-Gas Project	15	68,685	0	0	68,685	8,863	8,973	0	0	17,836	50,849	59,822
j) Herbal Gardens	15	442,288	88,940	0	531,228	46,873	59,312	10,077	0	116,262	414,966	395,415
k) Lab Equipment	15	555,156	192,374	0	747,530	42,603	76,883	18,745	0	138,231	609,299	512,553
l) Bio Gas Plant	15	0	4,142,948	0	4,142,948	0	0	566,659	0	566,659	3,576,289	0
m) Student Project	15	208,555	64,430	0	272,985	42,088	24,970	7,874	0	74,932	198,053	166,467
XVIV Computer Software	40	6,583,084	3,007,268	0	9,590,352	3,771,948	1,124,454	775,434	0	5,671,836	3,918,516	2,811,136
A. Total of CURRENT YEAR		949,888,096	254,297,238	0	1,204,185,334	340,149,546	65,759,908	20,091,468	0	426,000,922	778,184,412	609,738,550
PREVIOUS YEAR		857,830	857,830	0	857,830	0	0	0	0	0	857,830	1,421,719
XII. Capital Work-in-Progress		0	169,315,010	0	169,315,010	0	0	0	0	0	169,315,010	59,436,111
TRANSFER TO ASSETS		0	169,000,000	0	169,000,000	0	0	0	0	0	169,000,000	60,000,000
B. NET WORK-IN-PROGRESS		857,830	1,172,841	0	1,172,841	0	0	0	0	0	1,172,840	857,830
TOTAL (A+B)		950,745,926	255,470,079	0	1,205,358,174	340,149,546	65,759,908	20,091,468	0	426,000,922	779,357,252	610,596,380

**VIGNAN'S FOUNDATION FOR SCIENCE, TECHNOLOGY AND RESEARCH
VADLAMUDI**

SCHEDULE 7 - INVESTMENTS

Particulars	As at 31.03.2019	As at 31.03.2018
Long Term Investments		
a) Others (specify)	-	-
Total	-	-
Short Term Investments		
a) SBI OVERNIGHT REG FUND	-	561,83,619
b) SBI EQUITY HYBRID FUND	-	100,00,000
c) RELIANCE MONEY MANAGER FUND	106,51,129	300,00,000
e) RELIANCE BALANCED ADVANTAGE FUND	200,00,000	-
f) SBI BLUE CHIP FUND - REG PLAN - GROWTH	94,29,000	-
g) SBI MAGNAM MULTI CAP FUND - REG PLAN - G	200,00,000	-
h) SBI SAVINGS FUND REG PLAN - GROWTH	123,38,789	-
Total	724,18,918	961,83,619



VIGNAN'S FOUNDATION FOR SCIENCE, TECHNOLOGY AND RESEARCH
VADLAMUDI

SCHEDULE 8 - CURRENT ASSETS


Particulars	As at 31.03.2019	As at 31.03.2018
1. Stock:		
a) Stores and Spares	-	-
b) Loose Tools	-	-
c) Publications	-	-
d) Unifroms	-	-
2. Sundry Debtors (Fee Receivables):		
a) Outstanding for a period exceeding six months	-	-
b) Others	-	-
3. Cash Balances in hand (including cheques/ drafts and imprest)	43,545	8,251
4. Bank Balances (to be further classified as pertaining to earmarked fund or otherwise)		
a) With Scheduled Banks:		
In Current Accounts	285,05,885	163,74,935
In Term Deposit Accounts	2135,21,284	1548,55,125
In Savings Accounts	211,10,452	1283,30,394
b) With Non-Scheduled Banks:		
In Current Accounts	-	-
In term deposit Accounts	-	-
In Savings Accounts	-	-
5. Post Office- Savings Accounts	-	-
TOTAL	2631,81,166	2995,68,704



VIGNAN'S FOUNDATION FOR SCIENCE, TECHNOLOGY AND RESEARCH
VADLAMUDI

SCHEDULE 9 - LOANS, ADVANCES & DEPOSITS

Particulars	As at 31.03.2019	As at 31.03.2018
1. Advances to Employees:		
(Non-interest bearing)		
a) Salary	5,22,831	1,41,151
b) Festival	-	-
c) LTC	-	-
d) Medical Advance	-	-
e) Other (Advances for Expenditure)	6,38,063	4,47,617
2. Long Term Advances to Employees:		
(Interest bearing)		
a) Vehicle loan	-	-
b) Home loan	-	-
c) Others (to be specified)	-	-
3. Advances and other amounts recoverable in cash or in kind or for value to be received:		
a) On Capital Account	251,61,619	230,67,819
b) to suppliers	154,21,921	18,40,410
c) Service providers	8,08,948	8,59,302
4. Prepaid Expenses		
a) Insurance	6,82,598	54,527
b) Internet	6,99,041	11,70,869
c) Others	61,73,872	64,72,814
5. Deposits		
a) Telephone	51,239	51,239
b) Lease Rent	3,31,000	2,95,000
c) Electricity	20,26,750	19,18,950
d) MCI, if applicable	-	-
e) Security deposit	750	750
f) Gas deposit	6,800	6,800
g) AP Food Processing Society	50,000	50,000
6. Income Accrued		
a) On Inv. Earmarked/Endowment Funds	-	-
b) On Investments-Others	-	-
c) On Loans and Advances	-	-
d) Fee receivable	177,86,196	216,30,558
7. Other receivable		
a) Debit balances in Sponsored Projects	-	-
b) Debit balances in Fellowship & Scholarship	-	-
c) Grants Recoverable	-	-
d) TDS Receivables	39,85,228	57,71,770
e) TCS Receivables	3,60,326	3,60,326
f) Others	-	24,500
8. Claims Receivable	-	-
TOTAL	747,07,182	641,64,402



VIGNAN'S FOUNDATION FOR SCIENCE, TECHNOLOGY AND RESEARCH
VADLAMUDI

SCHEDULE 10 - ACADEMIC RECEIPTS

Particulars	As at 31.03.2019	As at 31.03.2018
FEE FROM STUDENTS		
Academic		
1. Tuition Fee	8685,76,439	6404,41,021
2. Admission Fee	376,03,710	424,19,128
3. Campus Recruitment Training Fee	-	-
Total (A)	9061,80,149	6828,60,149
Examinations		
1. Admission-test Fee	98,07,289	108,77,972
2. Annual Examination Fee	349,33,304	324,34,746
3. Mark Sheet, Certificate Fee	25,85,500	34,41,000
Total (B)	473,26,093	467,53,718
Other fees		
1. Identity Card Fee	1,48,927	1,87,660
2. Fine/Miscellaneous Fee	80,09,657	66,16,710
3. Medical Fee	-	-
4. Transportation Fee	419,84,197	-
5. Other Receipts		
i) Non Govt Research Grants	67,23,300	56,64,240
ii) Consultancy Receipts	116,42,820	106,76,800
iii) Receipts from non govt bodies for infrastructure	90,00,000	85,00,000
iv) Receipts from Alumni Contribution	22,65,000	19,76,000
Total (C)	797,73,901	336,21,410
Sale of Publications		
1. Sale of Syllabus and Question Paper, etc.	-	-
2. Sale of Prospectus including Admission Forms	-	-
Total (D)	-	-
GRAND TOTAL (A+B+C+D)	10332,80,143	7632,35,277



VIGNAN'S FOUNDATION FOR SCIENCE, TECHNOLOGY AND RESEARCH
VADLAMUDI

SCHEDULE 11 - GRANTS & DONATIONS (Irrevocable Grants & Subsidies Received)


Particulars	As at 31.03.2019	As at 31.03.2018
1) Central Government	-	-
2) State Government(s)	-	-
3) Government Agencies	-	-
4) Institutions/Welfare Bodies	-	-
5) International Organisations	-	-
6) Others (Specify)	-	-
TOTAL	-	-

SCHEDULE 12 - INCOME FROM INVESTMENTS


Particulars	As at 31.03.2019	As at 31.03.2018
1) Capital Gain on MF Investments	12,35,299	11,83,619
2) Others (specify)	-	-
TOTAL	12,35,299	11,83,619

SCHEDULE 13 - OTHER INCOME

Particulars	As at 31.03.2019	As at 31.03.2018
A. Income from Land & Building		
1. Hostel Room Rent	-	-
2. License Fee	-	-
3. Hire Charges of Auditorium/Play Ground/ Convention Centre, etc.,	-	-
4. Electricity & Water Charges	-	-
Total	-	-
B. Sale of Institute's publications	-	-
C. Income from holding events		
1. Gross Receipts from Annual Function/Sports Carnival	-	-
Less: Direct Exp. on the Annual Function/Sports Carnival	-	-
2. Gross Receipts from Fetes	-	-
Less: Direct Expenditure incurred on the Fetes	-	-
3. Gross Receipts for Educational Tours	-	-
Less: Direct Expenditure incurred on the Tours	-	-
4. Others (to be specified and separately disclosed)	-	-
Total	-	-
D. Interest on Term Deposits:		
a) With Scheduled Banks (FDRs)	112,66,862	116,06,335
b) With Non-Scheduled Banks	-	-
c) With Institutions	-	-
d) Others	-	-
Total	112,66,862	116,06,335
E. Interest on Savings Accounts:		



Particulars	As at 31.03.2019	As at 31.03.2018
a) With Scheduled Banks	44,54,952	58,07,143
b) With Non-Scheduled Banks	-	-
c) With Institutions	-	-
d) Others	-	-
Total	44,54,952	58,07,143
F. Interest On Loans:		
a) Employees/Staff	-	-
b) Others	-	-
Total	-	-
G. Interest on Debtors and Other Receivables	-	-
H. Others		
1. RTI Fee	-	-
2. Income from Royalty	-	-
3. Sale of Application Forms (Recruitment)	-	-
4. Application Fee	-	-
5. Profit on Sale/Disposal of Assets:		
a) Owned Assets	-	-
b) Assets acquired out of Grants/received Free of Cost	-	-
6. Others	-	-
7. Prior Period Adjustments	-	-
Total	-	-
GRAND TOTAL (A+B+C+D+E+F+G+H)	157,21,815	174,13,478



VIGNAN'S FOUNDATION FOR SCIENCE, TECHNOLOGY AND RESEARCH
VADLAMUDI

SCHEDULE 14 - STAFF PAYMENTS & BENEFITS

Particulars	As at 31.03.2019	As at 31.03.2018
a) Salaries and Wages		
Teaching Staff	2219,79,575	1872,01,176
Non-Teaching Staff	615,23,749	510,39,459
b) Incentives	296,78,403	16,38,999
c) Contribution to Provident Fund	74,67,023	67,04,936
d) Staff Welfare Expenses	37,31,426	34,97,930
e) Honorarium	-	8,00,959
f) Faculty Development	61,39,662	61,57,121
g) Staff Recruitment expenses	6,07,476	7,24,055
h) Contribution to ESI	9,90,898	7,87,868
TOTAL	3321,18,212	2585,52,503

SCHEDULE 15- ACADEMIC EXPENSES

Particulars	As at 31.03.2019	As at 31.03.2018
a) Laboratory Expenses	15,85,479	15,89,242
b) Field Work/Participation	8,24,825	6,82,859
c) Seminar/Workshop	22,09,221	17,74,373
d) Payment to Visiting Faculty	46,29,234	33,38,447
e) Seed Money	216,60,000	55,00,000
f) Examination Expenses	148,51,872	138,93,852
g) Student Welfare Expenses	44,17,293	31,56,261
h) Admission Expenses	264,87,658	298,18,475
i) Convocation Expenses	41,63,352	37,36,684
j) Publications	32,450	1,29,990
k) Stipend/ Means-cum-Merit Scholarship	16,28,000	23,29,750
l) Academic Scholarships	1499,45,150	-
m) Training & Placement Expenses	107,52,483	140,15,660
TOTAL	2431,87,017	799,65,593



VIGNAN'S FOUNDATION FOR SCIENCE, TECHNOLOGY AND RESEARCH
VADLAMUDI

SCHEDULE 16 - ADMINISTRATIVE AND GENERAL EXPENSES

Particulars	As at 31.03.2019	As at 31.03.2018
a) Electricity and Power	201,93,203	201,24,283
b) Rates, Taxes and Licences	36,08,805	34,37,034
c) Postage & Telegram	9,87,275	7,86,725
d) Telephone and Internet Charges	11,00,264	14,59,754
e) Printing and Stationary	31,57,604	17,97,727
f) Traveling and Conveyance Expenses	41,98,285	24,61,054
g) Expenses on Seminar/Workshops	10,59,296	3,92,198
h) Rent	25,68,129	21,55,981
i) Auditors Remuneration	5,66,400	5,70,300
j) Advertisement and Publicity	423,35,681	454,13,506
k) Magazines & Journals	6,71,204	4,73,758
l) Miscellaneous Expenses	2,15,319	1,60,601
m) Functions & Celebrations	113,94,484	98,87,739
n) Research & Development	732,89,130	548,86,660
o) Expenditure on e- Journals	67,11,821	78,78,820
p) Security Charges	46,84,014	89,34,382
q) Meeting Expenses	16,10,247	9,09,345
r) Social Commitment Expenses	27,59,981	7,06,829
s) Legal charges	-	-
t) Prior period adjustments	-	-
TOTAL	1811,11,142	1624,36,696

SCHEDULE 17 - TRANSPORTATION EXPENSES

Particulars	As at 31.03.2019	As at 31.03.2018
1. Vehicles (Owned by Educational Institution)		
a) Running Expenses	124,96,712	10,09,084
b) Repairs & Maintenance	35,29,754	4,23,095
c) Insurance Expenses	16,93,678	78,858
2. Vehicles (Not-owned by Educational Institution)		
a) Running, Repairs & Maintenance Expenses	10,77,586	7,82,784
TOTAL	187,97,730	22,93,821



VIGNAN'S FOUNDATION FOR SCIENCE, TECHNOLOGY AND RESEARCH
VADLAMUDI

SCHEDULE 18 - REPAIRS & MAINTENANCE

Particulars	As at 31.03.2019	As at 31.03.2018
a) Building	25,60,011	23,91,284
b) Fixtures	2,14,489	3,22,898
c) Plant & Machinery	9,93,790	4,42,888
d) Office/Sports/ Equipments	17,16,122	17,14,601
e) Computer Maintenance (including Softwares)	9,44,678	10,73,914
f) University Maintenance	43,88,966	74,92,683
g) Electrical Maintenance	20,51,851	6,73,386
i) Green Initiative Expenses	1,83,400	-
TOTAL	130,53,307	141,11,654

SCHEDULE 19 - FINANCE COSTS

Particulars	As at 31.03.2019	As at 31.03.2018
a) Interest on Car loan	76,336.44	1,93,514
b) Interest on SOD Loan	7,72,380.00	6,19,198
c) Interest on term loan	200,42,338.00	257,18,423
d) Interest on Deposit Loans	-	88,482
e) Bank charges	3,55,383.36	2,06,025
TOTAL	212,46,438	268,25,642

SCHEDULE 20 - DEPRECIATION

Particulars	As at 31.03.2019	As at 31.03.2018
Depreciation	858,51,376	726,42,921
TOTAL	858,51,376	726,42,921

